

TOX200 SPECIFICATIONS

INOX wall-mount basin spout

FEATURES:

- Single-hole, wall-mount basin spout
- 7½" spout projection
- Includes slip-fit connection
- Durable finish and sleek design
- Stainless steel AISI 304

SPECIFICATIONS:

| | |
|----------------------|---|
| Warranty: | Limited lifetime warranty (residential) One year warranty (commercial) |
| Connection: | ½" NPT |
| Material: | Stainless steel AISI 304 |
| Flow rate: | 1.2 gpm @ 60 PSI |
| Shipping weight: | 0.7 lbs (0.32 kg)* |
| Shipping dimensions: | (LWH) 7" x 12½" x 3¼" (175mm x 320mm x 85mm)* |

FINISH:

- Satin (-S)

ACCESSORIES (sold separately):

- TX210 rough-in for wall-mount basin/tub spout or handshower
- TOX811R/SA-S wall-mount single-lever basin trim set
- TOX711R/SA-S deck-mount single-lever basin mixer
- TW120 or TW121 push-button waste

INSTALLATION:

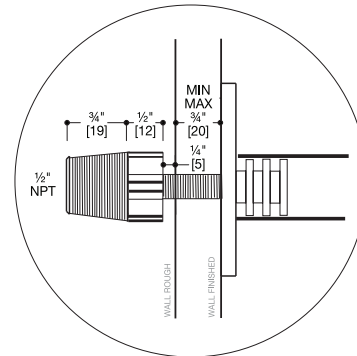
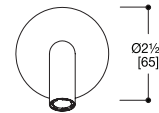
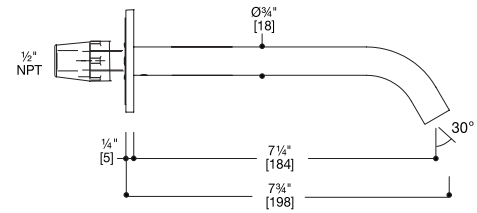

Install this product according to the installation guide. Our products must be installed by certified professionals only and according to our installation guide as well as federal, provincial/state and local building codes and regulations.

CARE AND MAINTENANCE:

See Installation Manual

CODES / STANDARDS APPLICABLE:

- Meets or exceeds ANSI / ASME standard A112.18.1 and CAN / CSA B125.1-05 requirements
- Listed with IAPMO bearing the UPC / cUPC mark
- ADA compliant
- Calgreen compliant
- California AB1953 compliant



*Approximate measurements for comparison only.
Note: These dimensions and specifications are subject to change without notice.